

Building partnerships to strengthen Kansas families through collaborative outreach

Ton Mirás Neira: CHW Project Manager, KUMC/COPE/Juntos Center for Advancing Latino Health

Felecia Cunningham: Community Health Worker Supervisor in Shawnee County, KUMC/COPE

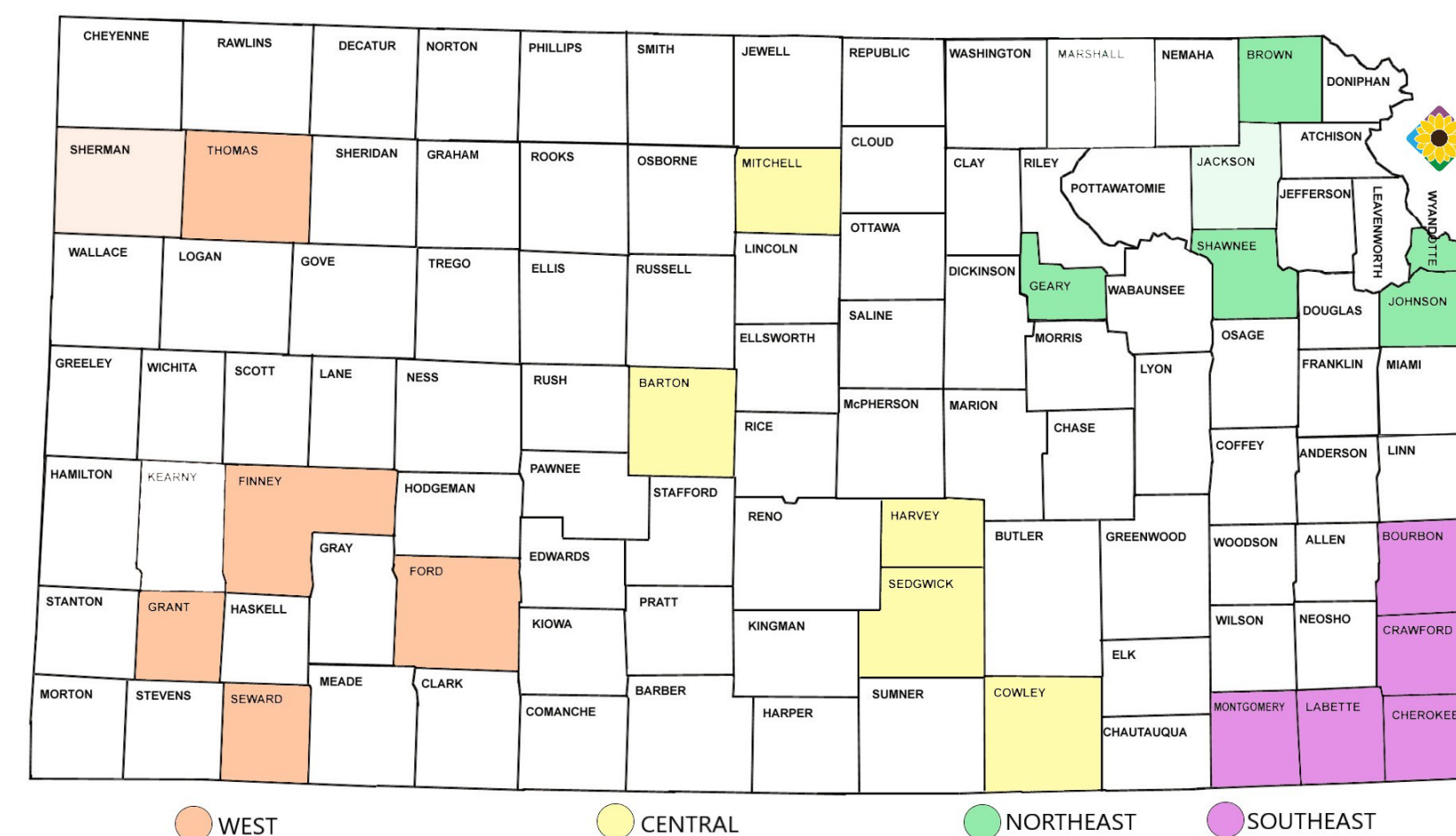
Jacquetta “Nikki” Ramirez-Jennings: Local Health Equity Action Team Leader in Shawnee County



COMMUNITIES ORGANIZING TO PROMOTE EQUITY

Issue

- While Kansas is known for being rural, the population in rural Kansas continues to decline; resulting in fewer social services and greater access to care issues for rural populations.
- Similar to many states, Kansans experience a wide array of health inequities with varied health outcomes by county and community.
- For many individuals and families, the existing gaps in unmet needs include access to healthcare, food access, unemployment, homelessness or unstable housing, etc.
- Some residents are now falling into those gaps and experiencing unmet needs for the first time.
- Additionally, there is a growing need for equitable distribution of resources regarding COVID-19 testing and vaccination.
- To address these needs, the **Centers for Disease Control and Prevention (CDC)** provided funding to the **Kansas Department of Health and Environment (KDHE)** who partnered with **University of Kansas Medical Center (KUMC)** to implement the Communities Organizing to Promote Equity (COPE) Project.



COPE is being implemented in 20 counties across the state of Kansas

Project

Using indicators such as the Social Vulnerability Index, the Area Development Index, COVID statistics, and prior relationships, KDHE and KUMC identified 20 counties to engage in COPE. 1) Local Health Equity Action Teams (LHEATs) and 2) Community Health Workers (CHWs) in 20 counties.

- **LHEATs** are comprised of community members and service organizations that represent the diversity of the community, and up to 3 full-time CHWs. The LHEAT identifies priority local issues that impact health equity and innovate ways to address those needs at a community level with an annual budget of \$20,000.
- **CHWs** are trained by COPE staff and assist with implementing LHEAT activities and work with community members one on one to address social determinants of health using a client-centered care plan. CHWs also develop partnerships in the community and attend events to help with community needs.

By project end (June 30, 2023), COPE will have created over 500 partnerships with organizations across the state to address social determinants of health and build community and individual capacity. CHWs will identify and map resources, enroll clients and address their needs. Community events and activities will be held in our 20 counties to address social determinants of health and we will increase community COVID-19 vaccination and testing.

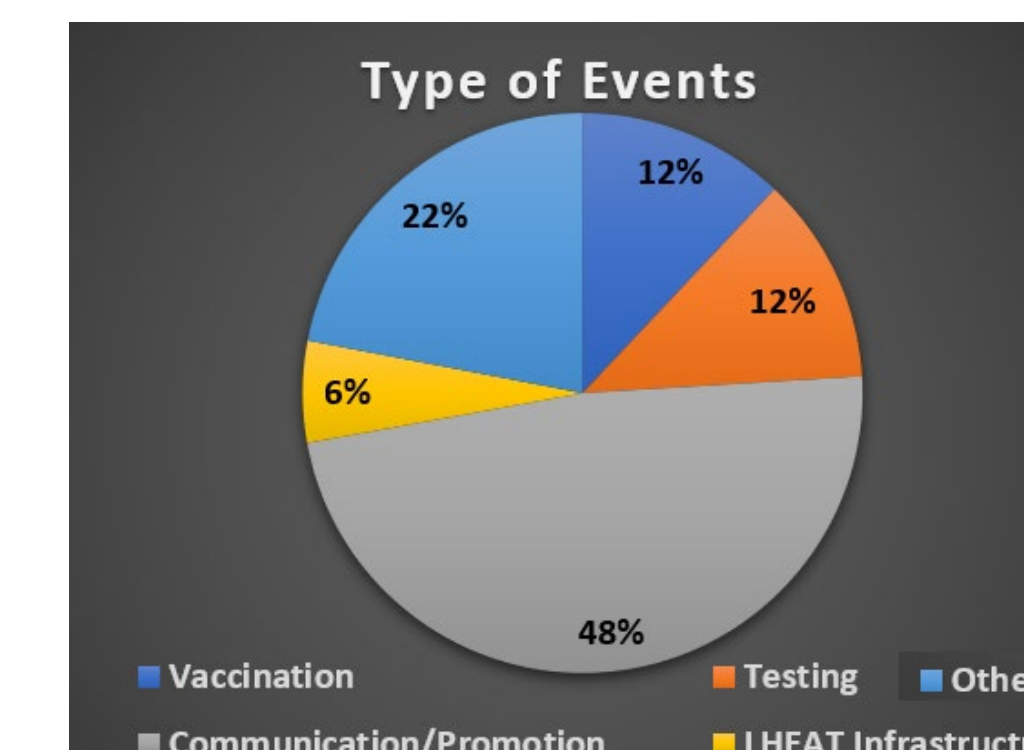
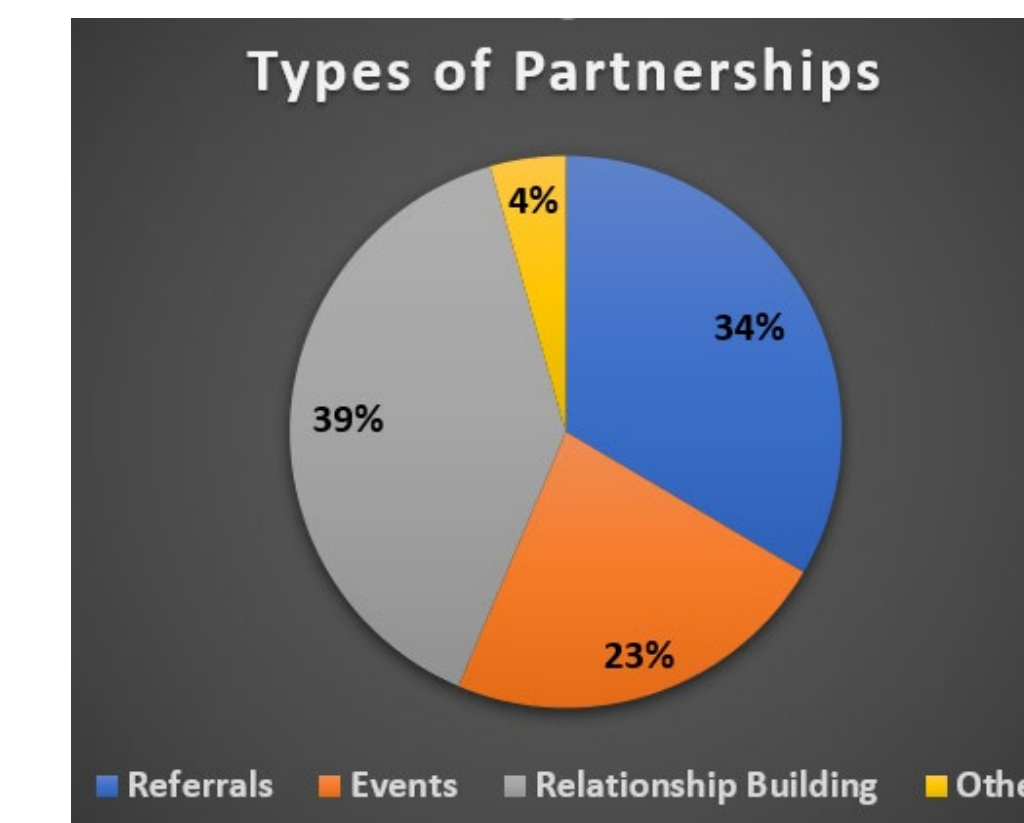
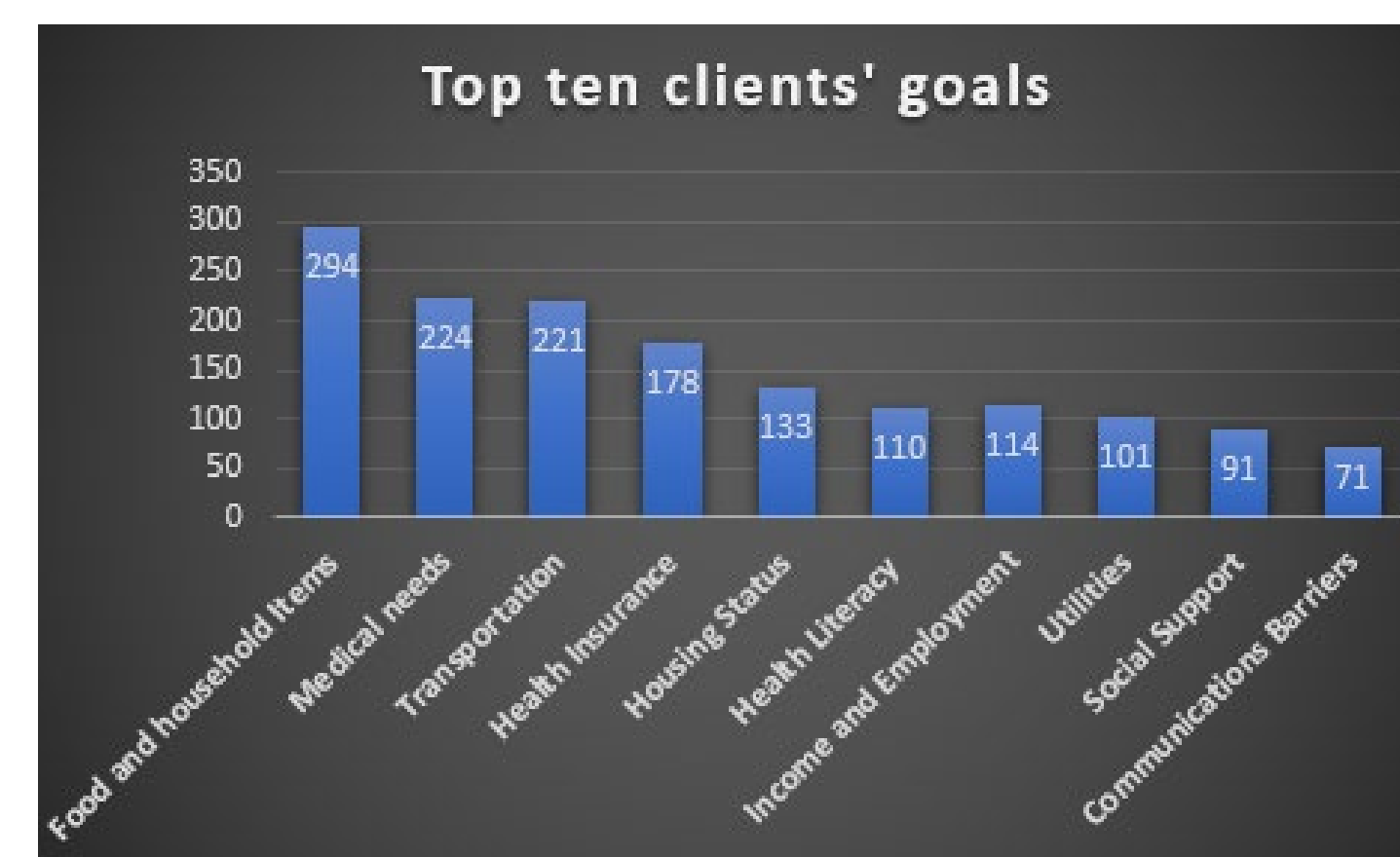
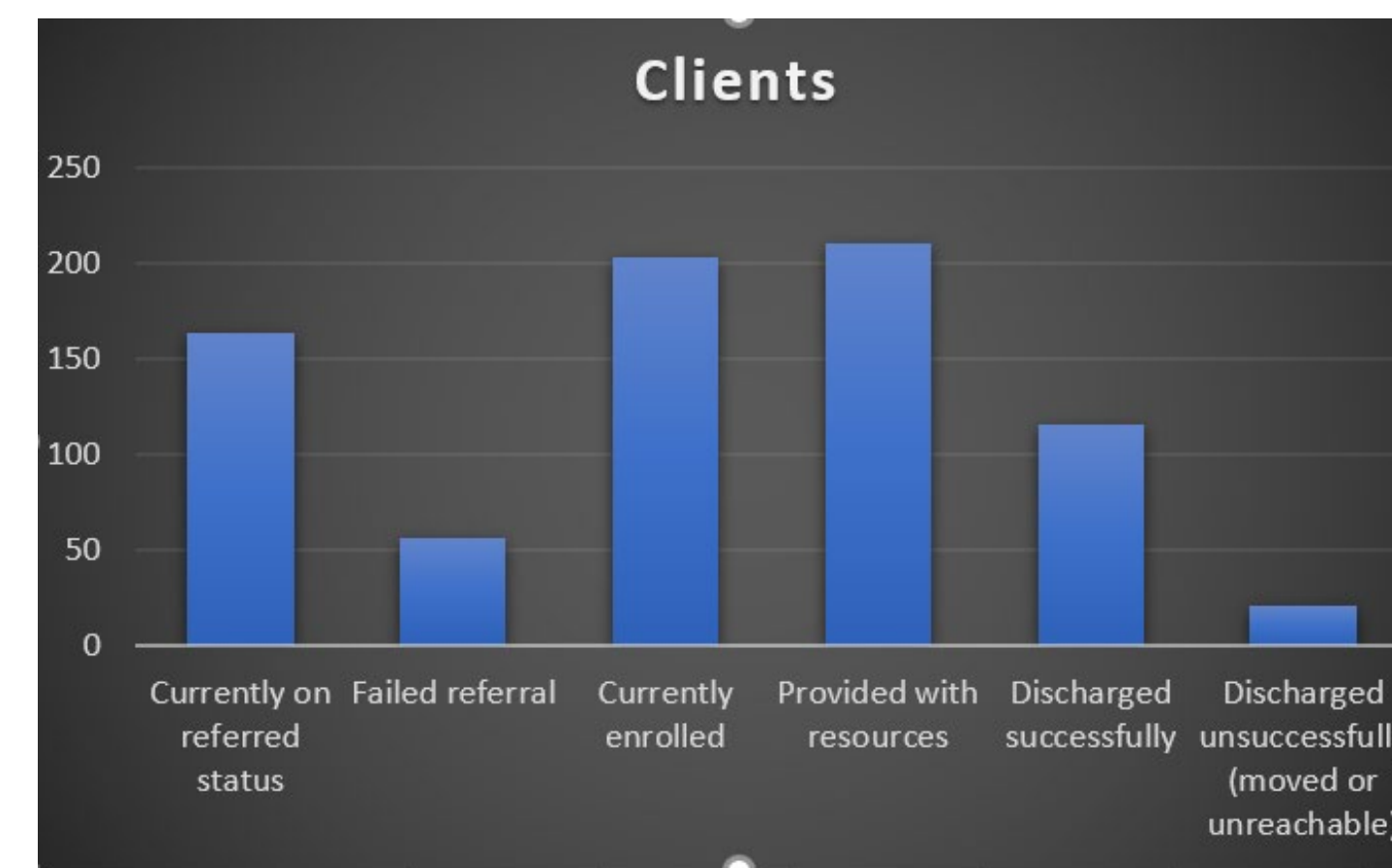
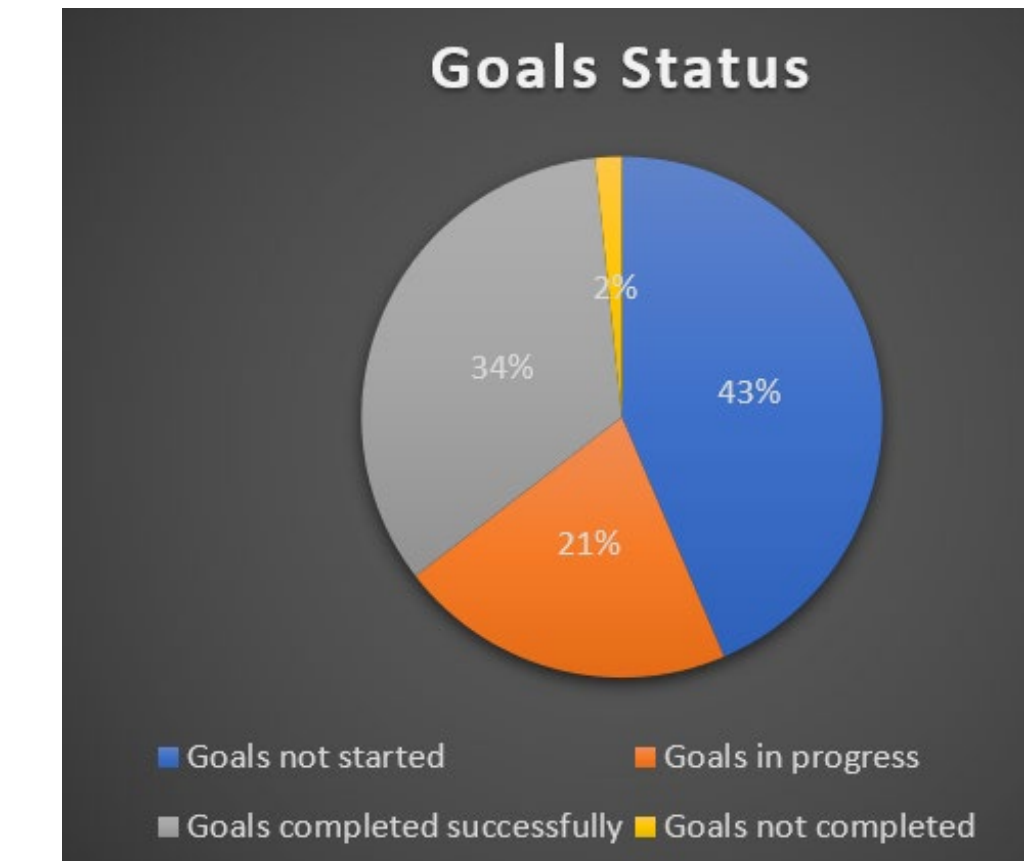
The developments made and lessons learned are shared through monthly learning collaboratives, a monthly report provided to partners, and through our COPE newsletter highlighting the accomplishments of our program.

Please, scan the QR code
if you want to receive the newsletter:



Results

- **CHW Outcomes:** So far, **769** clients have been referred to our program. Of those, **203** are currently enrolled, **210** clients have been provided with resources. **116** clients have been discharged successfully, and **21** unsuccessfully (moved out of the area or became unreachable)
- **643**, partners have been developed in the community.
- A total of **263** events have been performed in the different counties, many of these driven by LHEATs.
- **3061** interactions with the clients, such as phone calls, home visits or connections on behalf of the clients have been added on our database.



Lessons Learned

- Establishing community partners has contributed to developing stronger relationships, making the program thrive.
- Developing a database from the beginning and using our CHWs' feedback to improve the functionality and access has helped us to capture the CHW outcomes needed for the project and allowed us to make it intuitive and user friendly for our CHWs.
- CHW state collaboratives have strengthen the relationship amongst CHW teams in different counties avoiding silos.
- Collaboration and connection amongst the different LHEATs throughout the State, has helped the different counties develop valuable strategies to address local needs.

Organization Information

COPE Communities Organizing to Promote Equity

Departments of Family Medicine and
Population Health

University of Kansas Medical Center

4125 Rainbow Blvd Kansas City, KS 66160

www.kumc.edu/cope

Contact

Ton Mirás Neira (He, Him, His)
Community Health Worker
Project Manager

Phone: (816)777-6621

amirasneira@kumc.edu

